

Sri – Om
VEDIC MATHEMATICS AWARENESS YEAR

E-Newsletter Issue no 17 dated 25-10-2014

'Credit goes to Swami Bharti Krshna Tirtha Ji Maharaj to focus the attention of present generation about the values of Ganita Sutras (mental Mathematics Sutras)'

All are invited to join Awareness program

All are warmly invited to join the awareness program of Vedic Mathematics. All teachers, parents and students are invited to Learn and Teach Vedic Mathematics for proper intelligence growth at School.

Dr. S. K. Kapoor
Sh. Rakesh Bhatia
Sh. Bhim Sein Khanna
Sh. Deepak Girdhar
- Organizers

ISSUE NO 17

	Page
1. Intelligence growth Fourth phase	1-2
2. Ganita Sutra – 13	2-3
3. Vedic Mathematics awareness To Satisfy Urge to reach at Vedic Systems	4-44

For previous issues and further more information visit at
www.vedicganita.org

Intelligence Growth Fourth phase

1. We reach fourth phase of the intelligence growth steps.
2. This phase of intelligence growth as well is of four steps, namely:
 - i. Reach from the present stage to previous state as well as to the future state
 - ii. Unfolding of the existing state for its reach to previous state as a sequential reach.
 - iii. To have sequential increase of intelligence growth
 - iv. To intensify the intelligence growth.
3. These four steps of intelligence growth of the present fourth phase is parallel to Ganita Sutras 13 to 16 respectively.
4. The formats and working values of Ganita Sutras 13 to 16 may be availed for intelligence growth steps of the present phase.

First step

Reach from the present stage to previous state as well as to the future state

1. This step of intelligence growth as first focus upon the existing intelligence state.

2. It is only with proper evaluation of the existing state of intelligence that further steps can be planned.
3. To have evaluation of the existing state of intelligence, in itself is a very delicate exercise.
4. This being so, the parents and teachers undertaking the exercise to help young minds to have proper intelligence growth shall come up to the expectations of capacities to have evaluation of existing state of intelligence.
5. For it, one way would be to see the degree of success with which the child reaches back to the previous stage of learning.
6. It is the degree of ease with which the child can reach the previous stage of learning, the same shall be going to be the intelligence index of the child.
7. This way going sequentially back will provide a parameter for the intelligence index.
8. This parameter can be sequentially applied for going back and coming forward from the previous states to the existing state of intelligence.
9. It is this two fold approach of going back as well as coming forward, which can be availed for the ensured sequential progression for the intelligence growth.
10. The parents and teachers may expose the young minds to the format and values of Ganita Sutra 13.

*

Ganita Sutra 13

(सोपान्त्यद्वयमन्तम्)

The ultimate and twice the penultimate

- i. Read the text of the Sutra.
- ii. Pronounce the text Loudly.
- iii. Sequentially tabulate the letters of the text.

1	2	3	4	5	6	7	8	9	10
स्	ओ	प्	आ	न्	त्	य्	अ	द्	व्
11	12	13	14	15	16	17	18	19	20
अ	य्	अ	न्	अ	न्	त्	य्	अ	म्

- iv. Chase the different words formed by sequential combinations of letters, as,

Letters							
1	2	3	4	5	6	7	8
स्	ओ	प्	आ	न्	त्	य्	अ
Word सोपान्त्य् (End of domain)							

Letters					
9	10	11	12	13	14
द्	व्	ट्	य्	अ	म्
Word द्वयम् (twice/two fold in pairs)					

Letters					
15	16	17	18	19	20
अ	न्	त्	य्	अ	म्
Word अन्त्यम् (ending/ends/at the end/boundary)					

v.Reach at the working rule of Sutra.

‘Domain being of double value at the end/boundary’

1. This precisely helps to settle the domain boundary ratio of hyper cubes.
2. This further helps to provide insight about the set ups of hyper cubes in general and of origin fold of hyper cube in particular.
3. It is the two fold transcendence at the origin which deserve to be comprehended well.
4. It is the transcendence through the origin fold as well as the ascendance through the origin fold which deserve to be distinctively comprehended.
5. This would further help comprehend two fold flow from center of sphere towards both hemispheres.
6. It would further help appreciate the split of boundary into a pair of equal but of opposite orientation parts.
7. This format would further help us work out help us to work out Earth as a pair of hemispheres.
8. Likewise moon and Sun as well would permit chase as set ups of a pair of parts.
9. Still further this format would help us approach as of left and right part.

*

25-10-2014

Dr. S. K. Kapoor, *(Ved Ratan)*

Vedic Mathematics Awareness

To Satisfy Urge to reach at Vedic Systems

Dr. S. K. Kapoor (Ved Ratan)

Lecture - 1

DIVYA GANGA FLOW

(Concept: Divya Ganga flow is of quadruple artifices (9, 7, 3, 1) parallel to flow of light through the components of sole syllable Om. It is the basic concept of VMS & T. It is at the base of settlement of organization formats of knowledge and enlightenment of Srimad Bhagwad Geeta as well as of Samved Samhita. During this lecture, the following outline is drawn as a pre-exposure for the participants who shall be attending the lectures. The steps of the lectures would be elaborated during the lecture. Attempt has been made to depict infigurative form as figures 1 to 70 in respect of Srimad Bhagwad and figures 1 to 56 in respect of Samved Samhita. Help of these figures would be taken elaborate the steps.

1.1 VED

1. Ved means 'knowledge' as well as 'to know'.
2. It is this second feature, that is, 'to know', which approaches 'knowledge' as organization of knowledge.
3. To satisfy urge to reach at Vedic Systems, the chase is of the organization of knowledge.
4. Knowledge and organization of knowledge are a pair of aspects of knowledge but at the same time these not only parallel to each other but also complement and supplement each other.
5. One stitching thread of Vedic knowledge in terms of which the organization aspect of Vedic knowledge may bring us face to face with this aspect comes to be that: (a) to (f)
 - a. Originally there was single Ved.
 - b. Braham Rishi Ved Vyas re-organzied as singe ved as four Vedas Rik, Yaju, Sam and Atharv veda.
 - c. Each Ved has distinct Samita Brahmana, Arnik and Upshinad.
 - d. Rikved has 21 branches, yajurved has 101 branches, Samved as 100 branches And Ahtarvved has 9 branches
 - e. This organization leads to 1131 Samhitas, 1131 Brahmana, 11 Arniks and 1131 Upnishads.
 - f. As such to satisfy the urge to reach, there would be a need to be through this range of 4524 Scriptures.

6. It is the inner evidence of Vedic knowledge reaching us in Sanskrit language reaching us in Sanskrit language of Devnagri alphabet brings us face to face with above features.
7. All the above referred 4524 scriptures have not reached us, 'but' never the less it is a lively tradition that Sakala Rigved Samhita, is one scripture which is in with us from its first syllable to last 432000th syllable. And that whole range of Vedic knowledge of whole range of 4524 scriptures can be re-constructed.
8. When one takes a pause and reflects about the genesis of above tradition of faith, one acquires hope that this can be attained in terms of values and features of organization of knowledge having Vedic Systems at their format.
9. To go for search of values and features of organization of Vedic knowledge to have insight for comprehension of formats of organization of knowledge in terms of it may be faithfully hoped that the urge to reach at Vedic systems may be satisfied.
10. This bring so, we shall attend to the following features of Vedic literature available with us (a) to (d)
 - a. There are four upvedas namely Ayur upved, Dhanur upved, Ghandarav upved and Sathapathya upved.
 - b. There are six Upangas namely Shiksha, Vyakaan, Nirukat (Nighantu, Chnadas, Jyotish and Kalap).
 - c. There are 6 Darhshan: Sankhiya, Yoga, Vaishashik, Nyaye, Mimansa and Braham Sutra.
 - d. There is vedantrai: Upnishads, Braham Sutra, Shrimad Bhagwad Geeta

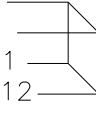
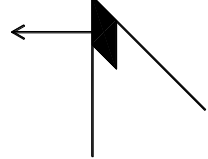


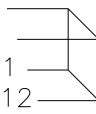
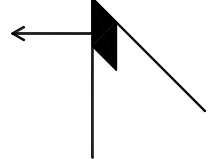


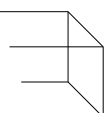
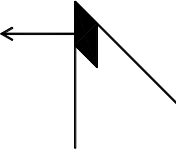

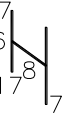

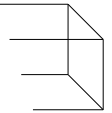
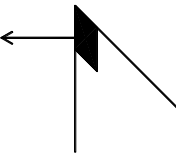






1.2 Vedas to Vedanta

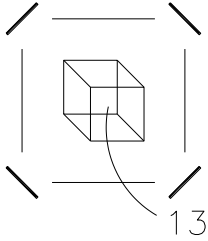
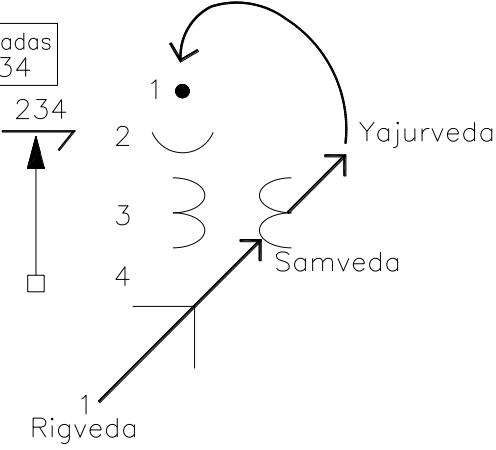
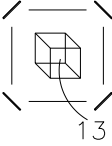
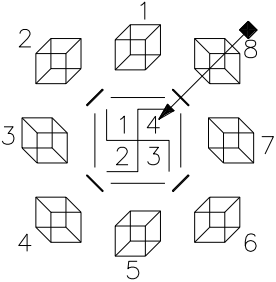
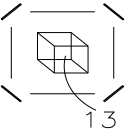
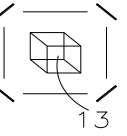
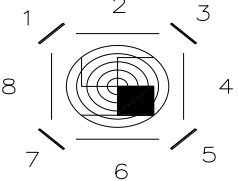
1. Upnishads are accepted as essence of Vedas; Vedic knowledge as well as organization of Vedic knowledge.
2. Essence of Upanishads is Braham Sutra.
3. Srimad Bhagwad Geeta is the essence of Braham Sutra.
4. Upanishads, Braham Sutra and Srimad Bhagwad Geeta are together designated and known as Vedantatri.
5. Srimad Bhagwad Geeta as essence of 'Vedantatri', in its organization format leads us values and virtues of Vedic Systems.
6. Srimad Bhagwad Geeta is organized as 18 Yogas.
7. Colophon (Pushika) of each Yoga chapter brings us face to face with transcendental virtues and bliss of Yoga.
8. From title to colophone, whole organization is formulated a flow of path of transcendental (5-space) carriers of Sunlight straight from the core of Sun.

9. The outline of this format is manifestation of Divya Ganga flow expressing through artifices of sole syllable Om (ॐ) as under:
 - i. Bindu Sarovar within Pancham Variti
 - ii. Ardhamatra of SapatDhara
 - iii. Tripundam of Vishnu lok.
 - iv. Swastik pada Churning
 - v. Transcendental (5-space) origin
10. Sequentially emerging formats of 18 Yogas of Srimad Bhagwad text organization come to be:

Geeta figure

1																		
2	<table border="1" style="width: 100%; border-collapse: collapse;"> <thead> <tr> <th style="text-align: center;">Chapters</th> <th style="text-align: center;">Padas</th> <th style="text-align: center;">Aksharas</th> </tr> </thead> <tbody> <tr> <td style="text-align: center;">6</td> <td style="text-align: center;">3</td> <td style="text-align: center;">6</td> </tr> <tr> <td style="text-align: center;">7</td> <td style="text-align: center;">3</td> <td style="text-align: center;">7</td> </tr> <tr> <td style="text-align: center;">8</td> <td style="text-align: center;">3</td> <td style="text-align: center;">6</td> </tr> </tbody> </table>	Chapters	Padas	Aksharas	6	3	6	7	3	7	8	3	6					
Chapters	Padas	Aksharas																
6	3	6																
7	3	7																
8	3	6																
3	<table border="1" style="width: 100%; border-collapse: collapse;"> <thead> <tr> <th style="text-align: center;">Chapters</th> <th style="text-align: center;">Padas</th> <th style="text-align: center;">Aksharas</th> </tr> </thead> <tbody> <tr> <td style="text-align: center;">9</td> <td style="text-align: center;">3</td> <td style="text-align: center;">7</td> </tr> <tr> <td style="text-align: center;">10</td> <td style="text-align: center;">3</td> <td style="text-align: center;">7</td> </tr> <tr> <td style="text-align: center;">11</td> <td style="text-align: center;">3</td> <td style="text-align: center;">7</td> </tr> <tr> <td style="text-align: center;">12</td> <td style="text-align: center;">3</td> <td style="text-align: center;">7</td> </tr> </tbody> </table>	Chapters	Padas	Aksharas	9	3	7	10	3	7	11	3	7	12	3	7	<p style="text-align: center;">Chapter: 6 – 8</p>	<p style="text-align: center;">Chapter: 1 – 5</p>
Chapters	Padas	Aksharas																
9	3	7																
10	3	7																
11	3	7																
12	3	7																
	<p>Chapter-9 Chapter-10 Chapter-11 Chapter-12</p>																	

4	Chapters	Padas	Aksharas	Chapter: 9 - 12	Chapter: 6-8	Chapter: 1-5	
	13	3	8	Chapter-9 Chapter-10 Chapter-11 Chapter-12 			
14	3	8					
15	3	8					
Chapter-13 Chapter-14 Chapter-15 				Chapter-9 Chapter-10 Chapter-11 Chapter-12 			
Solid contents $2 \times 2 \times 2 = 8$							
5	Chapters	Padas	Aksharas	Chapter 13-15	Chapter 9-12	Chapter 6-8	Chapter 1-5
	16	3	7				
	17	3	8				
	18	3	7				
Chapter-16 Chapter-17 Chapter-18 							
6	Chapters	Padas	Aksharas				
	1	3	7				
	2	3	7				
	3	3	7				
	4	3	7				
	5	3	7				
	6	3	6				
	7	3	7				
	8	3	6				
	9	3	7				
	10	3	7				
	11	3	7				
	12	3	7				
	13	3	8				
14	3	8					
15	3	8					
16	3	7					
17	3	8					
18	3	7					

<p>7</p>	<p>Pushpikas' Padas 13</p> 										
<p>8</p>	<div style="border: 1px solid black; padding: 5px; width: fit-content;"> <p>Pushpikas' total Padas $18 \times 13 = 234$</p> </div>  <div style="border: 1px solid black; padding: 5px; width: fit-content; margin-left: 100px;"> <p>Gita: 9,17</p> </div>										
<p>9</p>	<p style="text-align: center;">Pushpika</p> <table border="1" style="margin-left: auto; margin-right: auto;"> <thead> <tr> <th>Chapters</th> <th>Padas</th> <th>Aksharas</th> </tr> </thead> <tbody> <tr> <td>1</td> <td>13</td> <td>48</td> </tr> </tbody> </table>  	Chapters	Padas	Aksharas	1	13	48				
Chapters	Padas	Aksharas									
1	13	48									
<p>10</p>	<p style="text-align: center;">Pushpika</p> <table border="1" style="margin-left: auto; margin-right: auto;"> <thead> <tr> <th>Chapters</th> <th>Padas</th> <th>Aksharas</th> </tr> </thead> <tbody> <tr> <td>2</td> <td>13</td> <td>45</td> </tr> <tr> <td>3</td> <td>13</td> <td>45</td> </tr> </tbody> </table> <div style="display: flex; justify-content: space-around;"> <div style="text-align: center;"> <p>Chapters-2</p>  </div> <div style="text-align: center;"> <p>Chapters-3</p>  </div> </div> <div style="text-align: center; margin-top: 20px;"> <div style="border: 1px solid black; padding: 5px; display: inline-block;"> $9 \times 5 = 45$ </div>  </div>	Chapters	Padas	Aksharas	2	13	45	3	13	45	
Chapters	Padas	Aksharas									
2	13	45									
3	13	45									

11

Pushpika		
Chapters	Padas	Aksharas
4	13	50

13

12

Format

13

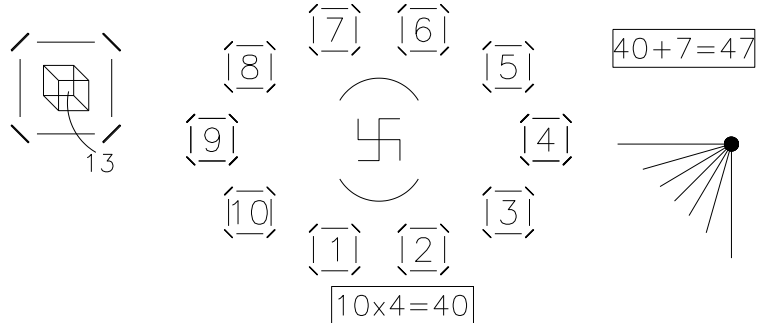
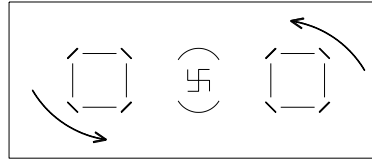
Pushpika		
Chapters	Padas	Aksharas
5	13	48

13

14

Pushpika

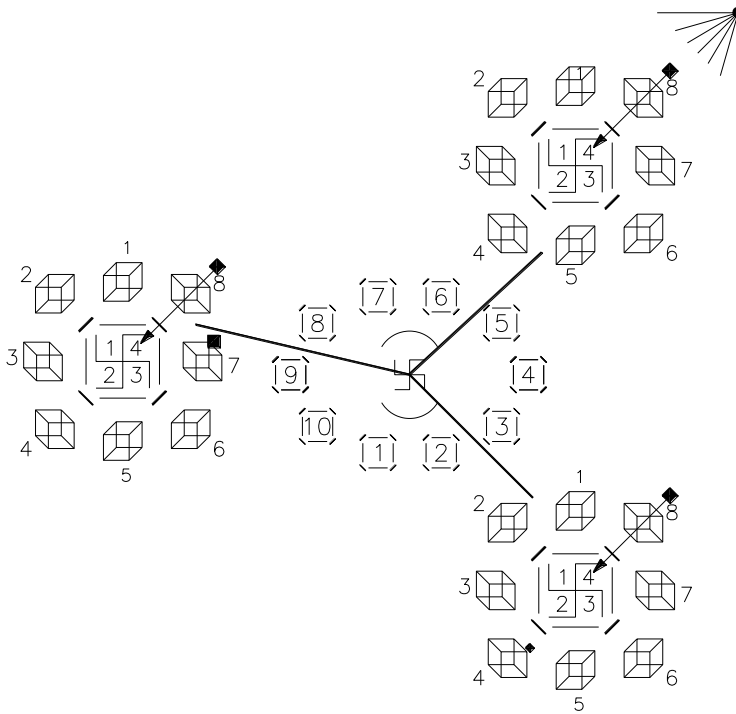
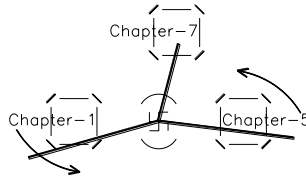
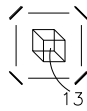
Chapters	Padas	Aksharas
6	13	47



15

Pushpika

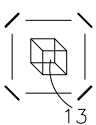
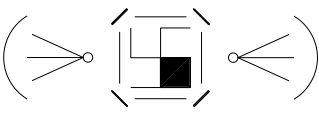
Chapters	Padas	Aksharas
7	13	48



16

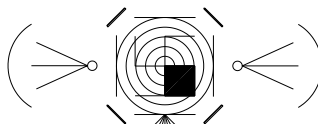
Pushpika

Chapters	Padas	Aksharas
8	13	47

Chapter-6

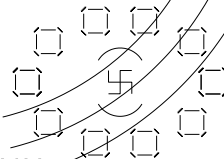
 $40+7 = 47$



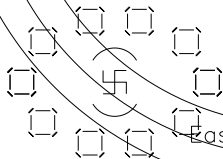
Chapter-8

 $40+7 = 47$


Westward three
Streams



Eastward three
Streams



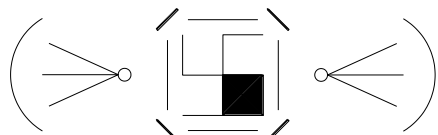
Central streams



17

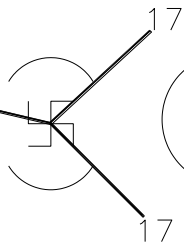
Pushpika

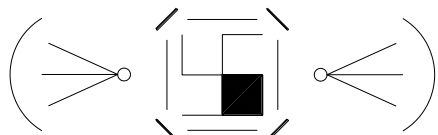
Chapters	Padas	Aksharas
8	13	47

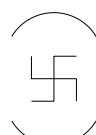


Positional - values

17
18
19





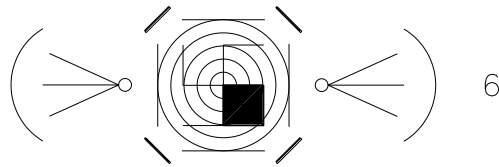
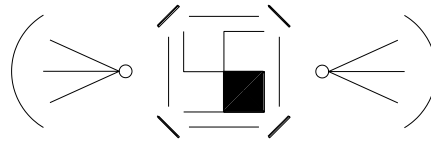
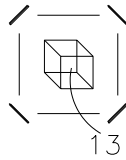


$17 \times 3 = 15$

18

Pushpika

Chapters	Padas	Aksharas
10	13	46



$40 + 6 = 46$

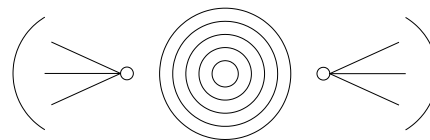
[8]	[7]	[6]	[5]
[9]		[4]	
[10]	[1]	[2]	[3]

$10 \times 4 = 40$

19

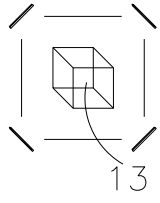
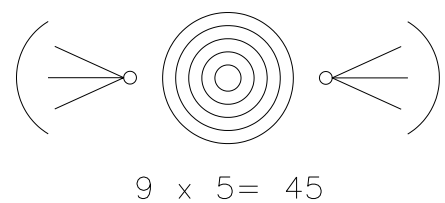
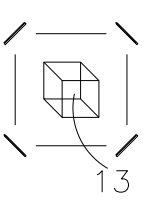
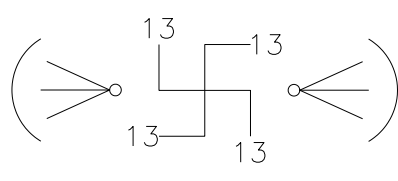
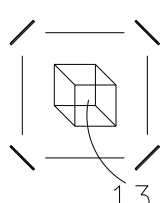
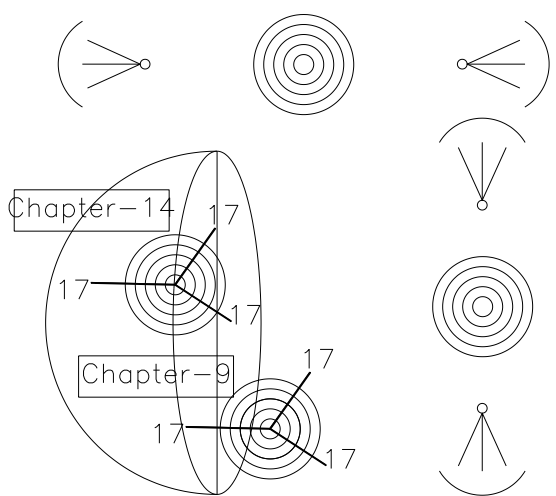
Pushpika

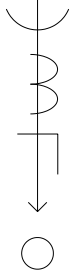
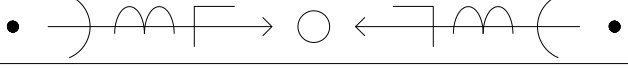




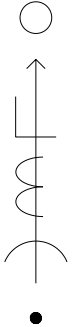


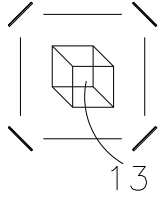
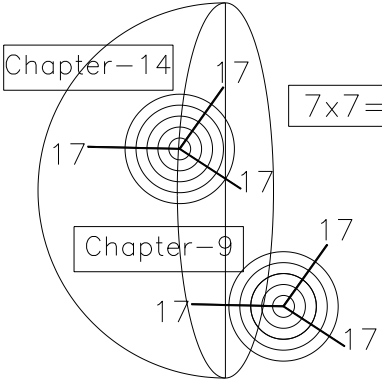
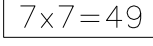
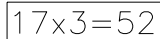
Chapters	Padas	Aksharas
11	13	50

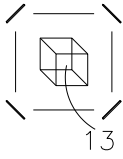
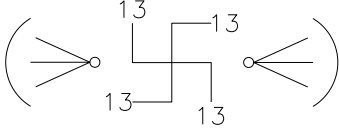
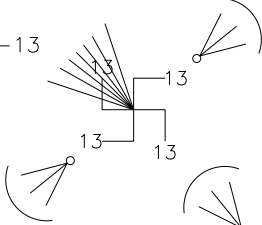
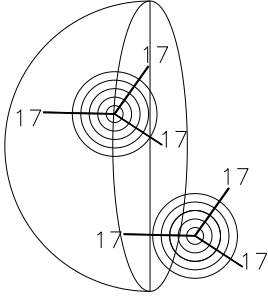
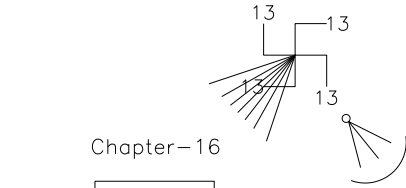
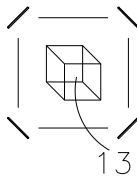
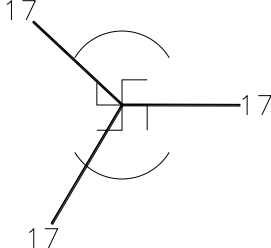
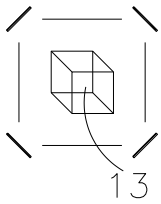
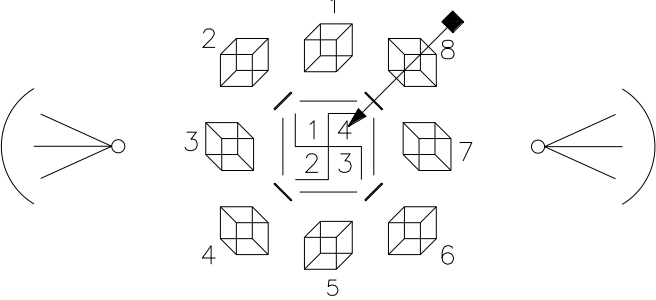
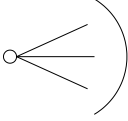


[8]	[7]	[6]	[5]
[9]		[4]	
[10]	[1]	[2]	[3]

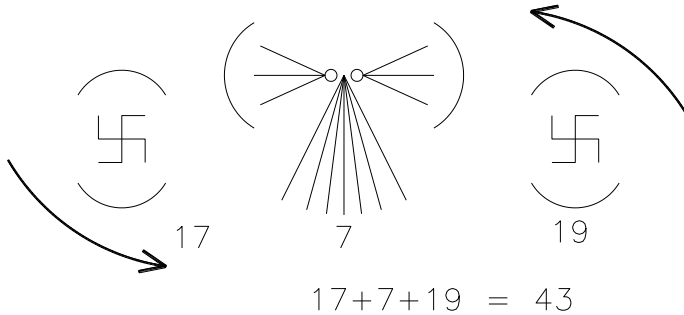
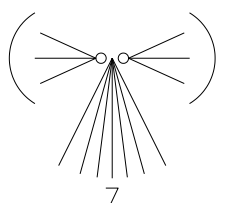


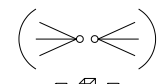
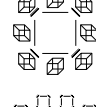





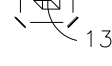
$10 \times 5 = 50$

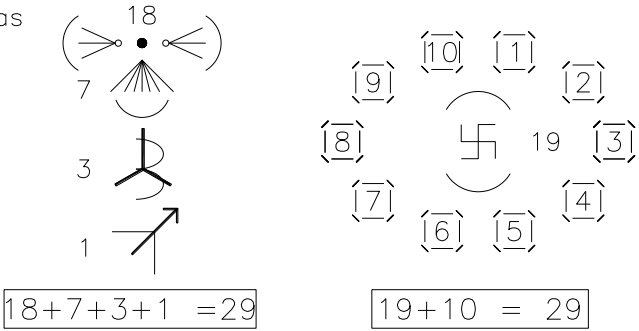
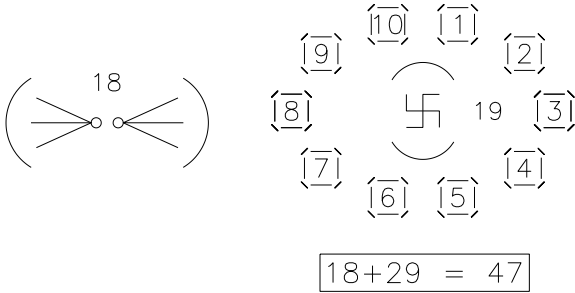
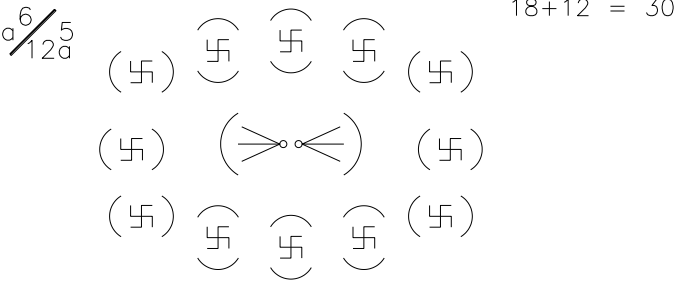
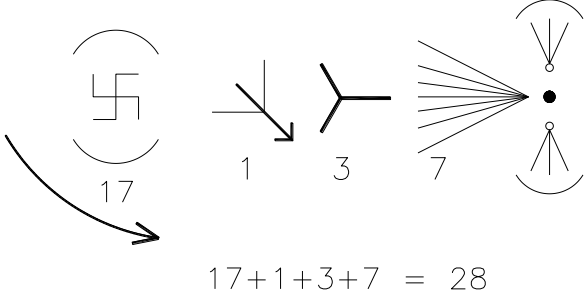
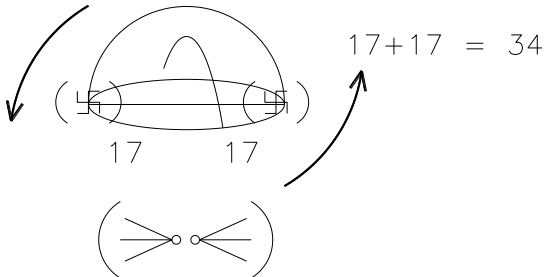
<p>20</p>	<p style="text-align: center;"><u>Pushpika</u></p> <table border="1" style="margin-left: auto; margin-right: auto;"> <thead> <tr> <th>Chapters</th> <th>Padas</th> <th>Aksharas</th> </tr> </thead> <tbody> <tr> <td style="text-align: center;">12</td> <td style="text-align: center;">13</td> <td style="text-align: center;">45</td> </tr> </tbody> </table> <div style="display: flex; justify-content: space-around; align-items: center; margin-top: 20px;"> <div style="text-align: center;">  </div> <div style="text-align: center;">  <p>$9 \times 5 = 45$</p> </div> </div>	Chapters	Padas	Aksharas	12	13	45	
Chapters	Padas	Aksharas						
12	13	45						
<p>21</p>	<p style="text-align: center;"><u>Pushpika</u></p> <table border="1" style="margin-left: auto; margin-right: auto;"> <thead> <tr> <th>Chapters</th> <th>Padas</th> <th>Aksharas</th> </tr> </thead> <tbody> <tr> <td style="text-align: center;">13</td> <td style="text-align: center;">13</td> <td style="text-align: center;">52</td> </tr> </tbody> </table> <div style="display: flex; justify-content: space-around; align-items: center; margin-top: 20px;"> <div style="text-align: center;">  </div> <div style="text-align: center;"> <p style="border: 1px solid black; padding: 2px;">$9+4=13$</p>  <p style="border: 1px solid black; padding: 2px;">$13 \times 4 = 52$</p> </div> </div>	Chapters	Padas	Aksharas	13	13	52	
Chapters	Padas	Aksharas						
13	13	52						
<p>22</p>	<p style="text-align: center;"><u>Pushpika</u></p> <table border="1" style="margin-left: auto; margin-right: auto;"> <thead> <tr> <th>Chapters</th> <th>Padas</th> <th>Aksharas</th> </tr> </thead> <tbody> <tr> <td style="text-align: center;">14</td> <td style="text-align: center;">13</td> <td style="text-align: center;">51</td> </tr> </tbody> </table> <div style="display: flex; justify-content: space-around; align-items: center; margin-top: 20px;"> <div style="text-align: center;">  </div> <div style="text-align: center;">  <p style="border: 1px solid black; padding: 2px;">$17 \times 3 = 51$</p> </div> </div>	Chapters	Padas	Aksharas	14	13	51	
Chapters	Padas	Aksharas						
14	13	51						

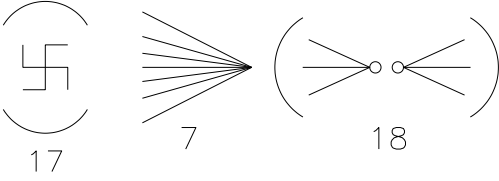
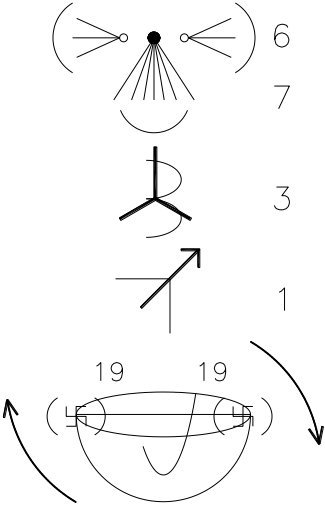
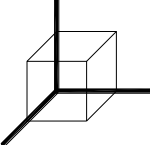

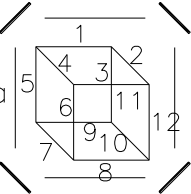
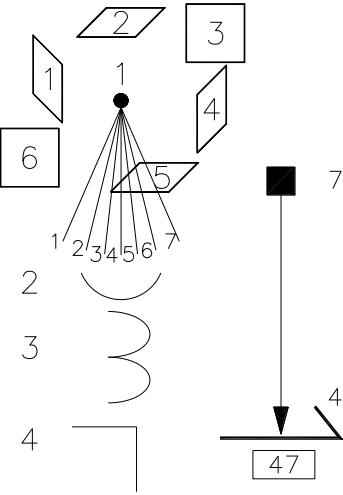
23	<p>Om</p>  <p>Starting Point</p>	<p>9 Swaras</p> <p>1 2 3 4 5 6 7 8 9</p>  <hr/> <p>Consonants</p> <table style="width: 100%; border-collapse: collapse;"> <tr> <td style="width: 50%; text-align: center;"> <p>Vargas</p> <p>1 2 3 4 5</p>  </td> <td style="width: 50%; text-align: center;"> <p>others</p>  </td> </tr> </table> <table style="width: 100%; border-collapse: collapse; margin-top: 10px;"> <tr> <td style="width: 25%; text-align: center;">4</td> <td style="width: 25%; text-align: center;">4</td> <td style="width: 25%; text-align: center;">1</td> <td style="width: 25%; text-align: center;">2</td> </tr> <tr> <td style="text-align: center;">3</td> <td style="text-align: center;">3</td> <td style="text-align: center;">8</td> <td style="text-align: center;">7</td> </tr> <tr> <td style="text-align: center;">2</td> <td style="text-align: center;">2</td> <td style="text-align: center;">9</td> <td style="text-align: center;">10</td> </tr> <tr> <td style="text-align: center;">1</td> <td style="text-align: center;">1</td> <td style="text-align: center;">16</td> <td style="text-align: center;">15</td> </tr> <tr> <td style="text-align: center;">1</td> <td style="text-align: center;">1</td> <td style="text-align: center;">14</td> <td style="text-align: center;">13</td> </tr> </table>	<p>Vargas</p> <p>1 2 3 4 5</p> 	<p>others</p> 	4	4	1	2	3	3	8	7	2	2	9	10	1	1	16	15	1	1	14	13	<p>Parnava</p>  <p>End point</p>
<p>Vargas</p> <p>1 2 3 4 5</p> 	<p>others</p> 																								
4	4	1	2																						
3	3	8	7																						
2	2	9	10																						
1	1	16	15																						
1	1	14	13																						
24	<p><u>Pushpika</u></p> <table border="1" style="margin-left: auto; margin-right: auto; border-collapse: collapse;"> <thead> <tr> <th>Chapters</th> <th>Padas</th> <th>Aksharas</th> </tr> </thead> <tbody> <tr> <td style="text-align: center;">15</td> <td style="text-align: center;">13</td> <td style="text-align: center;">49</td> </tr> </tbody> </table> <div style="display: flex; justify-content: space-around; align-items: center; margin-top: 20px;"> <div style="text-align: center;">  <p>13</p> </div> <div style="text-align: center;">  <p>Chapter-14</p> <p>Chapter-9</p> </div> <div style="text-align: center;">  <p>$7 \times 7 = 49$</p> </div> <div style="text-align: center;">  <p>$17 \times 3 = 52$</p> </div> </div>			Chapters	Padas	Aksharas	15	13	49																
Chapters	Padas	Aksharas																							
15	13	49																							

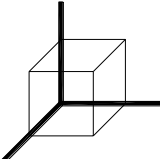

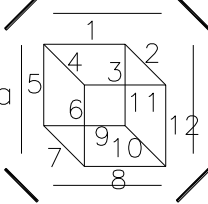
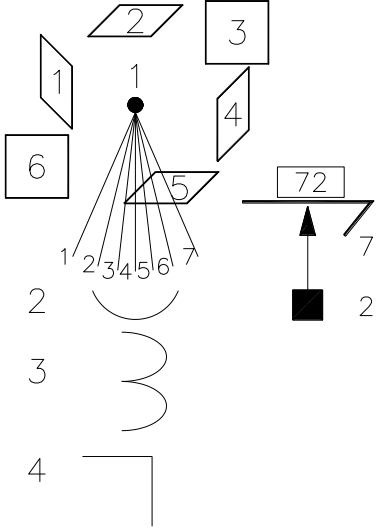
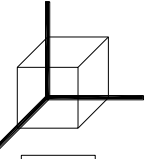

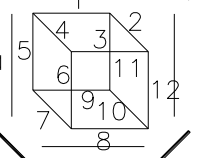
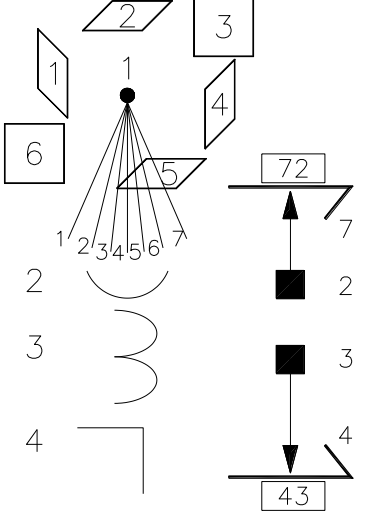
25	<p style="text-align: center;"><u>Pushpika</u></p> <table border="1" style="width: 100%; border-collapse: collapse; margin-bottom: 10px;"> <thead> <tr> <th style="padding: 2px;">Chapters</th> <th style="padding: 2px;">Padas</th> <th style="padding: 2px;">Aksharas</th> </tr> </thead> <tbody> <tr> <td style="text-align: center; padding: 2px;">16</td> <td style="text-align: center; padding: 2px;">13</td> <td style="text-align: center; padding: 2px;">52</td> </tr> </tbody> </table> <div style="display: flex; justify-content: space-between;"> <div style="width: 30%;">  </div> <div style="width: 30%; text-align: center;"> $9 + 4 = 13$  </div> <div style="width: 30%; text-align: center;"> <p>Chapter-13</p>  </div> </div> <div style="display: flex; justify-content: space-between; margin-top: 20px;"> <div style="width: 30%;">  </div> <div style="width: 30%; text-align: center;"> <p>Chapter-16</p>  </div> </div> <div style="text-align: center; margin-top: 10px;"> <table border="1" style="display: inline-table; border-collapse: collapse;"> <tr> <td style="padding: 2px;">$17 \times 3 = 52$</td> </tr> </table> </div>	Chapters	Padas	Aksharas	16	13	52	$17 \times 3 = 52$	
Chapters	Padas	Aksharas							
16	13	52							
$17 \times 3 = 52$									
26	<p style="text-align: center;"><u>Pushpika</u></p> <table border="1" style="width: 100%; border-collapse: collapse; margin-bottom: 10px;"> <thead> <tr> <th style="padding: 2px;">Chapters</th> <th style="padding: 2px;">Padas</th> <th style="padding: 2px;">Aksharas</th> </tr> </thead> <tbody> <tr> <td style="text-align: center; padding: 2px;">17</td> <td style="text-align: center; padding: 2px;">13</td> <td style="text-align: center; padding: 2px;">51</td> </tr> </tbody> </table> <div style="display: flex; justify-content: space-between;"> <div style="width: 30%;">  </div> <div style="width: 30%; text-align: center;">  </div> </div> <div style="text-align: center; margin-top: 10px;"> $17 \times 3 = 51$ </div>	Chapters	Padas	Aksharas	17	13	51		
Chapters	Padas	Aksharas							
17	13	51							
27	<p style="text-align: center;"><u>Pushpika</u></p> <table border="1" style="width: 100%; border-collapse: collapse; margin-bottom: 10px;"> <thead> <tr> <th style="padding: 2px;">Chapters</th> <th style="padding: 2px;">Padas</th> <th style="padding: 2px;">Aksharas</th> </tr> </thead> <tbody> <tr> <td style="text-align: center; padding: 2px;">18</td> <td style="text-align: center; padding: 2px;">13</td> <td style="text-align: center; padding: 2px;">48</td> </tr> </tbody> </table> <div style="display: flex; justify-content: space-between;"> <div style="width: 30%;">  </div> <div style="width: 30%; text-align: center;">  </div> <div style="width: 30%; text-align: right;">  </div> </div>	Chapters	Padas	Aksharas	18	13	48		
Chapters	Padas	Aksharas							
18	13	48							






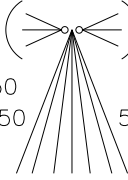





<p>28</p>	<p><u>PUSHPIKA</u></p> <table border="1" style="display: inline-table; margin-right: 20px;"> <tr><td>Aksharas</td></tr> <tr><td>873</td></tr> </table>	Aksharas	873
Aksharas			
873			
<p>29</p>	<p>Northern hemi-sphere Sun Southern hemi-sphere</p>		
<p>30</p>	<p>Chapters Shalokas</p> <p>1 47</p> <p style="text-align: center;">$17 + 11 + 19 = 47$</p>		
<p>31</p>	<p>Chapters Shalokas</p> <p>2 72</p> <p style="margin-left: 100px;">$\frac{6}{12} \frac{5}{0}$</p> <p style="text-align: right;">$12 \times 6 = 72$</p>		

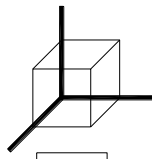

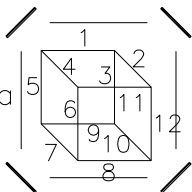
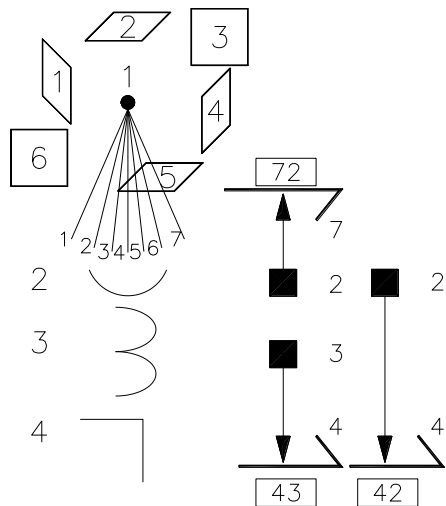
<p>32</p>	<p>Chapters Shalokas 3 43</p>  <p style="text-align: center;">$17+7+19 = 43$</p>		
<p>33</p>	<p>Chapters Shalokas 4 42</p> <p style="text-align: center;">$6 \times 7 = 42$</p> 		
<p>34</p>	<p>Sr.No.</p>	<p>Concept</p>	<p>Symbol</p>
<p>1.</p>	<p>4-Space</p>		
<p>2.</p>	<p>5-Space</p>		
<p>3.</p>	<p>6-Space</p>		
<p>4.</p>	<p>4-space regular body</p>		
<p>5.</p>	<p>5-space regular body</p>		
<p>6.</p>	<p>6-space regular body</p>		
<p>7.</p>	<p>3-space regular body</p>		
<p>8.</p>	<p>2-space regular body</p>		
<p>9.</p>	<p>1-space regular body</p>		
<p>10.</p>	<p>Hypercube-4</p>		

<p>35</p>	<p>Chapters Shalokas 5 29</p>  <p>$18+7+3+1 = 29$ $19+10 = 29$</p>	
<p>36</p>	<p>Chapters Shalokas 6 47</p>  <p>$18+29 = 47$</p>	
<p>37</p>	<p>Chapters Shalokas 7 30</p>  <p>$18+12 = 30$</p>	
<p>38</p>	<p>Chapters Shalokas 8 28</p>  <p>$17+1+3+7 = 28$</p>	
<p>39</p>	<p>Northern Hemi-sphere</p> <p>Chapters Shalokas 9 34</p>  <p>$17+17 = 34$</p>	


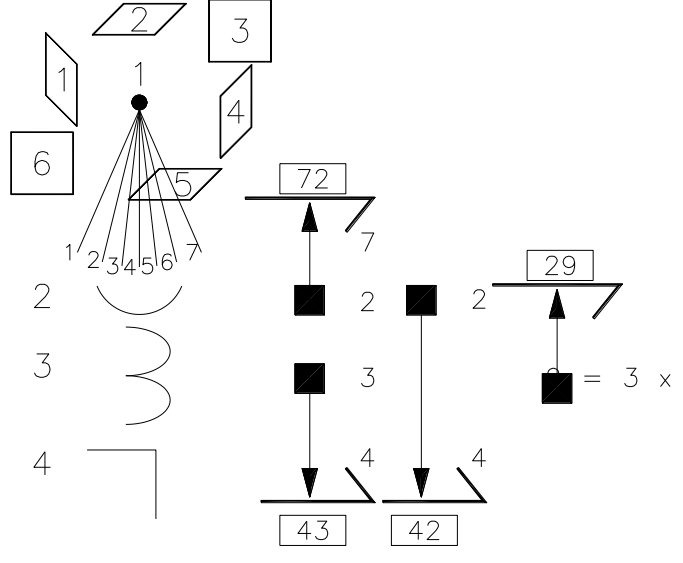

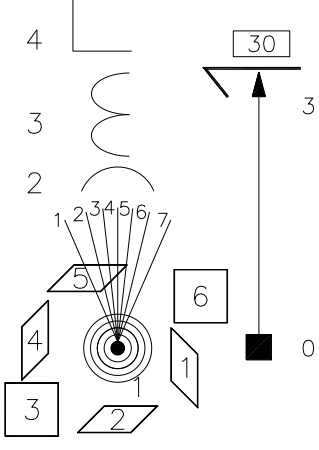
<p>40</p>	<p>Chapters Shalokas</p> <p>10 42</p>  <p style="text-align: center;">$17+7+18 = 42$</p>		
<p>41</p>	<p style="text-align: center;">$6 + 7 + 3 + 1 + 19 + 19 = 55$</p> <p>Chapters Shalokas</p> <p>11 55</p> 		
<p>42</p>	<p style="text-align: center;">Format</p> <p>Ath अथ</p>  <p>श्लोक : Shaloka</p>  <p>पुष्पिका Pushpika</p> 	<p style="text-align: center;">Chapter-1 Shaloka-47</p> 	

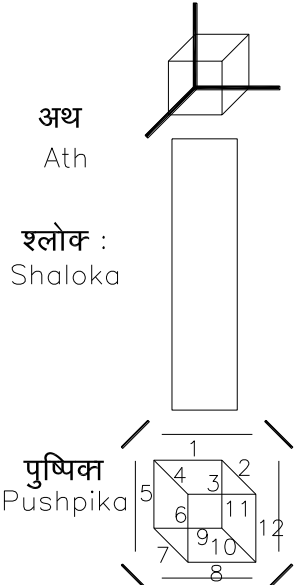
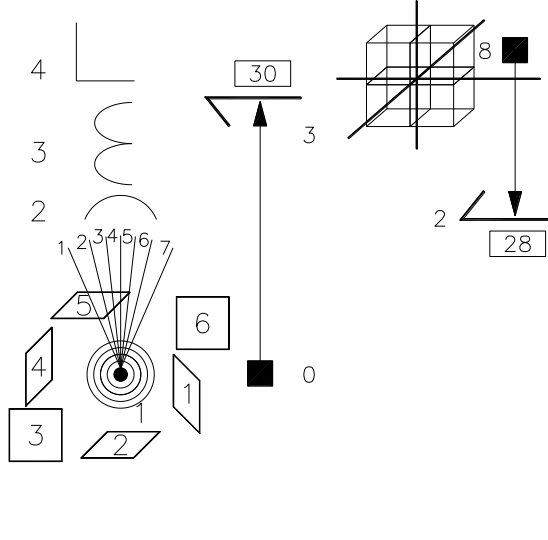
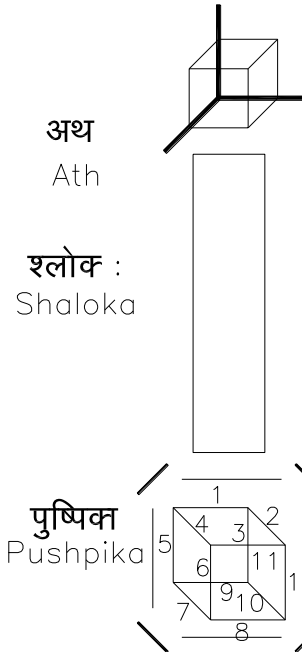
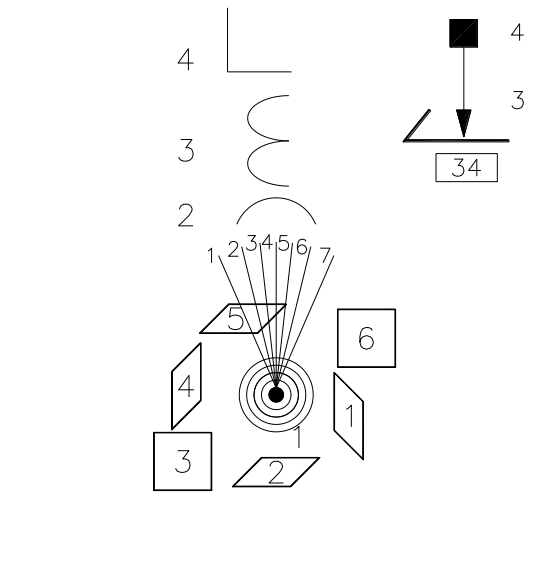
<p>43</p>	<p>Format</p> <p>Ath अथ</p>  <p>श्लोक : Shaloka</p>  <p>पुष्पिका Pushpika</p> 	<p>Chapter-2</p> <p>Shaloka-72</p> 
<p>44</p>	<p>Format</p> <p>Ath अथ</p>  <p>श्लोक : Shaloka</p>  <p>पुष्पिका Pushpika</p> 	<p>Chapter-3</p> <p>Shaloka-43</p> 

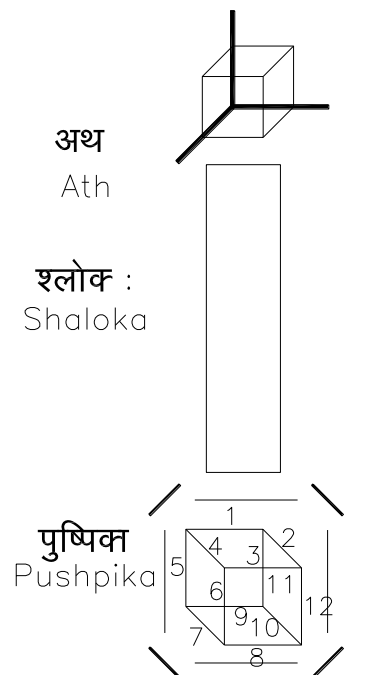
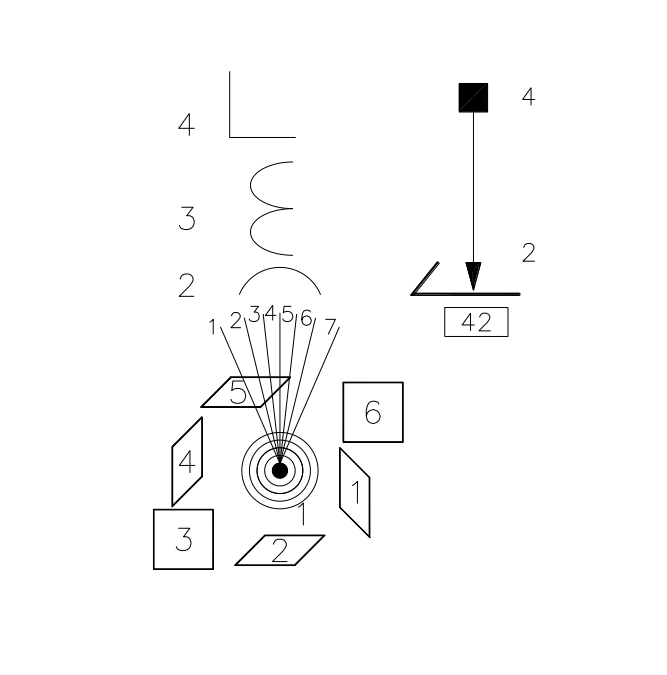
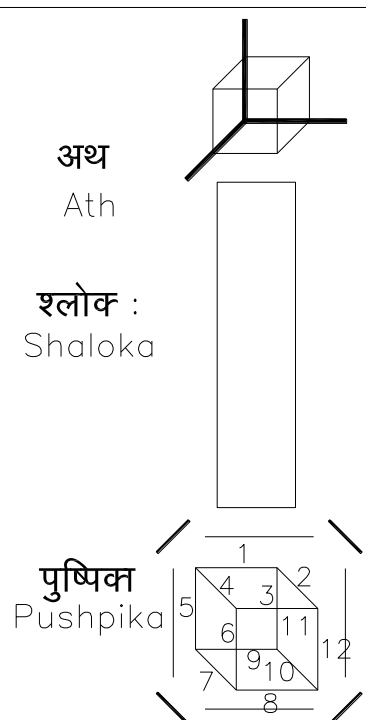
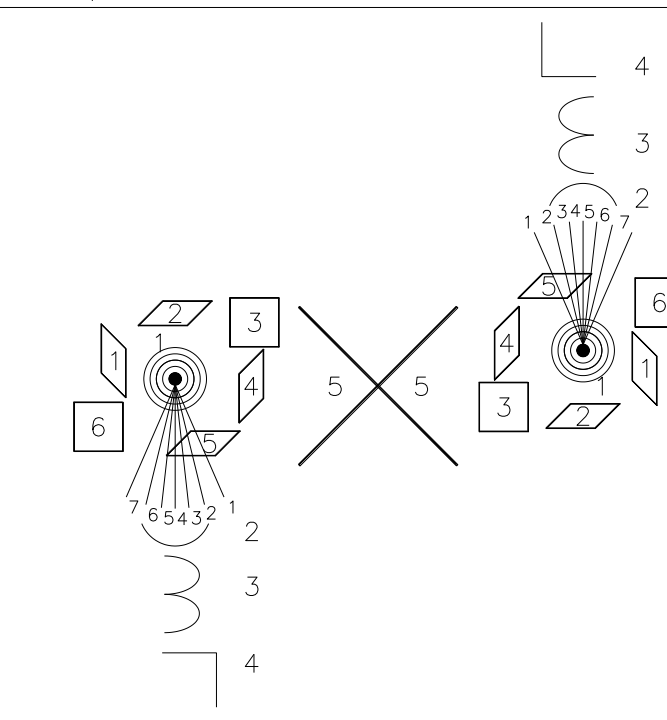
45	Srimad Bhagwad Gita Study – Zone										
	$\frac{a}{2}$	$\frac{a^2}{4a}$	$\frac{a^3}{6a^2}$	$\frac{a^4}{8a^3}$	$\frac{a^5}{10a^4}$	$\frac{a^6}{12a^5}$	$\frac{a^5}{10a^4}$	$\frac{a^2}{8a}$	$\frac{a^3}{6a^2}$	$\frac{a^4}{4a^3}$	—
					  						
	$2 \times 1 = 2$	$4 \times 2 = 8$	$6 \times 3 = 18$	$8 \times 4 = 32$	$10 \times 5 = 50$	$12 \times 5 = 60$	$10 \times 5 = 50$	$8 \times 4 = 32$	$6 \times 3 = 18$	$4 \times 2 = 8$	$2 \times 1 = 2$
	Orbitals				$350 + 350 = 700$						
	2	6	10	14	$18 = 5 + 6 + 7$						

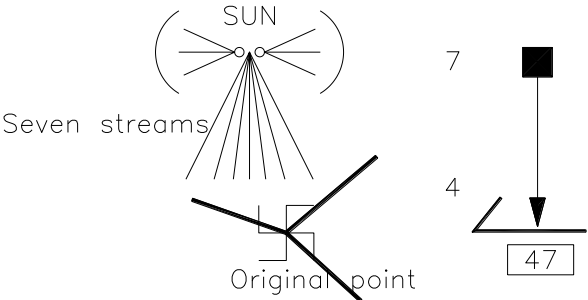
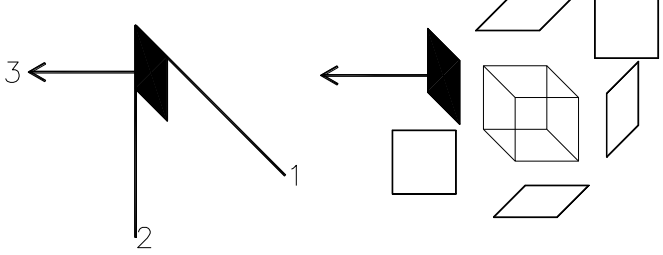
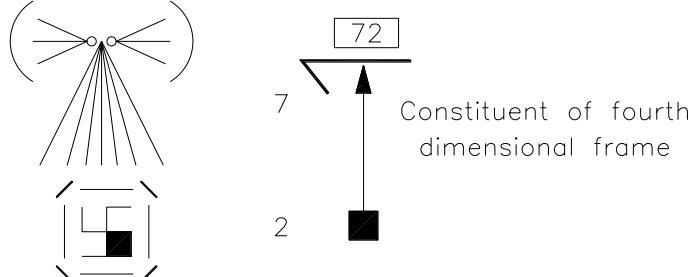
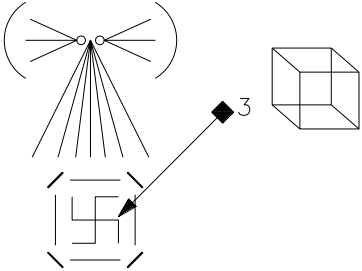
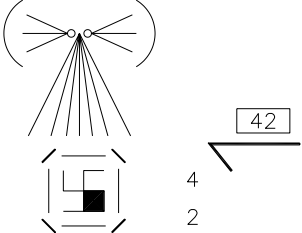
46	Format	Chapter-4	Shaloka-42
	<p style="text-align: center;">Ath अथ</p>  <p style="text-align: center;">श्लोक : Shaloka</p>  <p style="text-align: center;">पुष्पिका Pushpika</p> 		

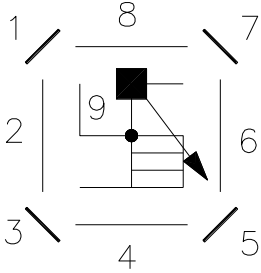
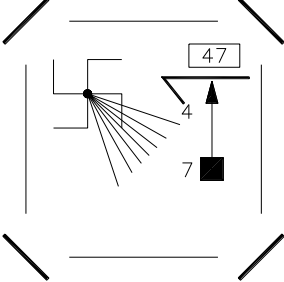
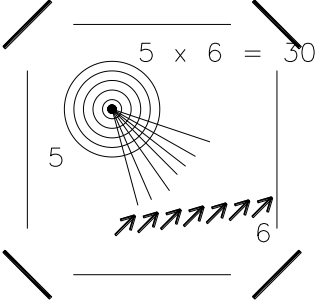
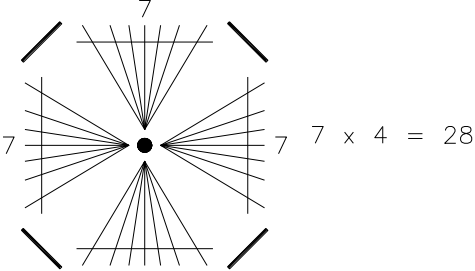
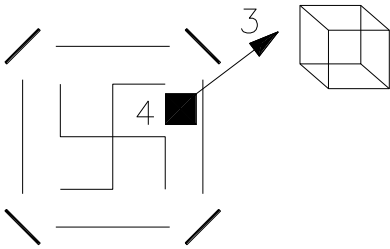
<p>47</p>	<p>Format</p> <p>अथ Ath</p> <p>श्लोक : Shaloka</p> <p>पुष्पिका Pushpika</p>	<p>Chapter-4</p> <p>Shaloka-42</p>
<p>48</p>	<p>Format</p> <p>अथ Ath</p> <p>श्लोक : Shaloka</p> <p>पुष्पिका Pushpika</p>	<p>Chapter-5</p> <p>Shaloka-29</p>

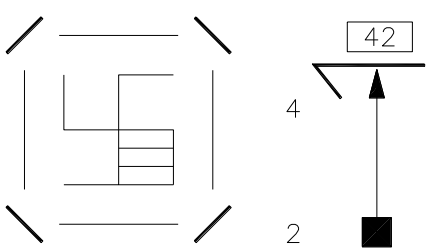
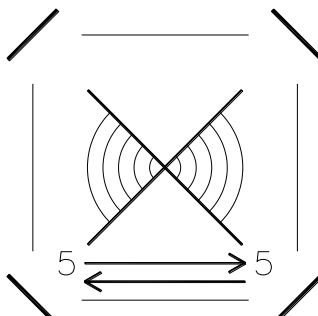
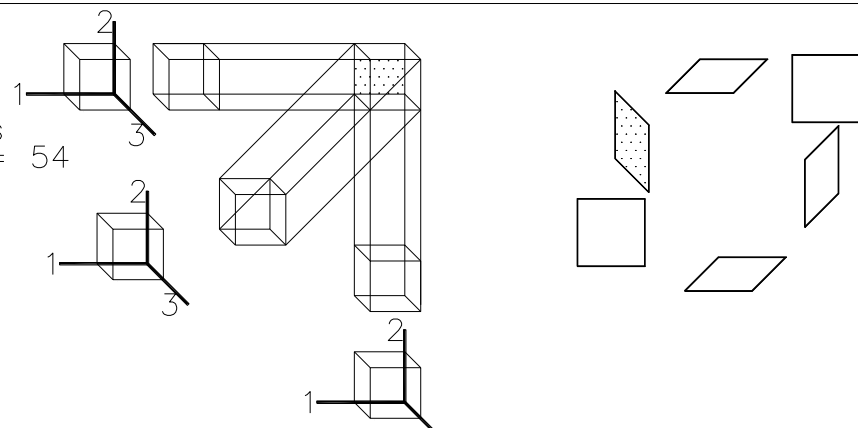
<p>49</p>	<p>Format</p> <p>अथ Ath</p> <p>श्लोक : Shaloka</p> <p>पुष्पिका Pushpika</p> 	<p>Chapter-5</p> <p>Shaloka-29</p> 
<p>50</p>	<p>Format</p> <p>अथ Ath</p> <p>श्लोक : Shaloka</p> <p>पुष्पिका Pushpika</p> 	<p>Chapter-7</p> <p>Shaloka-30</p> 


<p>51</p>	<p>Format</p> <p>अथ Ath</p> <p>श्लोक : Shaloka</p> <p>पुष्पिका Pushpika</p> 	<p>Chapter-8</p> <p>Shaloka-28</p> 	
<p>52</p>	<p>Format</p> <p>अथ Ath</p> <p>श्लोक : Shaloka</p> <p>पुष्पिका Pushpika</p> 	<p>Chapter-9</p> <p>Shaloka-34</p> 	

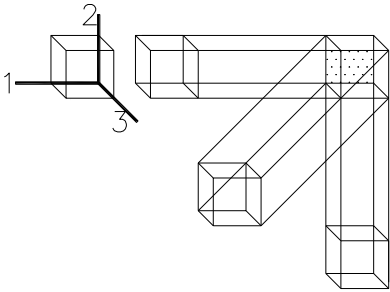
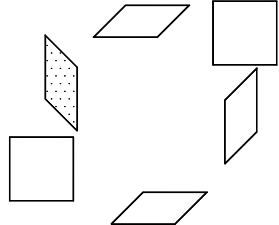
<p>53</p>	<p>Format</p> <p>अथ Ath</p> <p>श्लोक : Shaloka</p> <p>पुष्पिका Pushpika</p> 	<p>Chapter-10</p> <p>Shaloka-42</p> 
<p>54</p>	<p>Format</p> <p>अथ Ath</p> <p>श्लोक : Shaloka</p> <p>पुष्पिका Pushpika</p> 	<p>Chapter-11</p> <p>Shaloka-55</p> 

<p>55</p>	<p>Chapter-1 Shalokas-47</p> 
<p>56</p>	<p>Chapters $6 \times 3 = 18$</p> 
<p>57</p>	<p>Chapter-2 Shalokas-72</p> 
<p>58</p>	<p>Chapter-3 Shalokas-43</p> 
<p>59</p>	<p>Chapter-4 Shalokas-42</p> 

<p>60</p>	<p>Chapter-5 Shalokas-29</p> 	
<p>61</p>	<p>Chapter-6 Shalokas-47</p> 	
<p>62</p>	<p>Chapter-7 Shalokas-30</p> 	
<p>63</p>	<p>Chapter-8 Shalokas-28</p> 	
<p>64</p>	<p>Chapter-9 Shalokas-34</p> 	

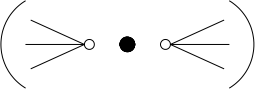





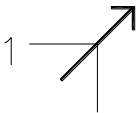

<p>65</p>	<p>Chapter-10 Shalokas-42</p> 																																																							
<p>66</p>	<p>Chapter-11 Shalokas-55</p> 																																																							
<p>67</p>	<p>18 Padas $3 \times 3 = 54$</p> 																																																							
<p>68</p>	<p style="text-align: center;">Srimad Bhagwad Gita Study - Zone</p> <table border="1" style="width: 100%; text-align: center;"> <tr> <td>$\frac{a}{2}$</td> <td>$\frac{a^2}{4a}$</td> <td>$\frac{a^3}{6a^2}$</td> <td>$\frac{a^4}{8a^3}$</td> <td>$\frac{a^5}{10a^4}$</td> <td>$\frac{a^6}{12a^5}$</td> <td>$\frac{a^5}{10a^4}$</td> <td>$\frac{a^2}{8a}$</td> <td>$\frac{a^3}{6a^2}$</td> <td>$\frac{a^4}{4a^3}$</td> <td>$\frac{a}{2}$</td> </tr> <tr> <td></td> <td></td> <td></td> <td></td> <td></td> <td></td> <td></td> <td></td> <td></td> <td></td> <td></td> </tr> <tr> <td>$2 \times 1 = 2$</td> <td>$4 \times 2 = 8$</td> <td>$6 \times 3 = 18$</td> <td>$8 \times 4 = 32$</td> <td>$10 \times 5 = 50$</td> <td>$12 \times 5 = 60$</td> <td>$10 \times 5 = 50$</td> <td>$8 \times 4 = 32$</td> <td>$6 \times 3 = 18$</td> <td>$4 \times 2 = 8$</td> <td>$2 \times 1 = 2$</td> </tr> <tr> <td colspan="4">Orbitals</td> <td colspan="3">$350 + 350 = 700$</td> <td colspan="4"></td> </tr> <tr> <td>2</td> <td>6</td> <td>10</td> <td>14</td> <td colspan="3">$18 = 5 + 6 + 7$</td> <td colspan="4"></td> </tr> </table>	$\frac{a}{2}$	$\frac{a^2}{4a}$	$\frac{a^3}{6a^2}$	$\frac{a^4}{8a^3}$	$\frac{a^5}{10a^4}$	$\frac{a^6}{12a^5}$	$\frac{a^5}{10a^4}$	$\frac{a^2}{8a}$	$\frac{a^3}{6a^2}$	$\frac{a^4}{4a^3}$	$\frac{a}{2}$												$2 \times 1 = 2$	$4 \times 2 = 8$	$6 \times 3 = 18$	$8 \times 4 = 32$	$10 \times 5 = 50$	$12 \times 5 = 60$	$10 \times 5 = 50$	$8 \times 4 = 32$	$6 \times 3 = 18$	$4 \times 2 = 8$	$2 \times 1 = 2$	Orbitals				$350 + 350 = 700$							2	6	10	14	$18 = 5 + 6 + 7$						
$\frac{a}{2}$	$\frac{a^2}{4a}$	$\frac{a^3}{6a^2}$	$\frac{a^4}{8a^3}$	$\frac{a^5}{10a^4}$	$\frac{a^6}{12a^5}$	$\frac{a^5}{10a^4}$	$\frac{a^2}{8a}$	$\frac{a^3}{6a^2}$	$\frac{a^4}{4a^3}$	$\frac{a}{2}$																																														
$2 \times 1 = 2$	$4 \times 2 = 8$	$6 \times 3 = 18$	$8 \times 4 = 32$	$10 \times 5 = 50$	$12 \times 5 = 60$	$10 \times 5 = 50$	$8 \times 4 = 32$	$6 \times 3 = 18$	$4 \times 2 = 8$	$2 \times 1 = 2$																																														
Orbitals				$350 + 350 = 700$																																																				
2	6	10	14	$18 = 5 + 6 + 7$																																																				

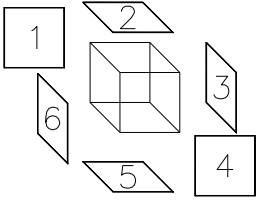

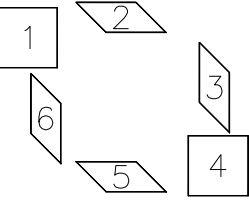

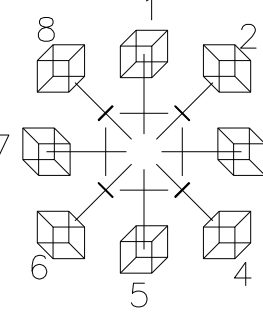

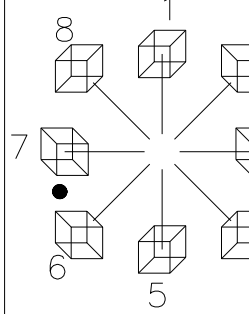

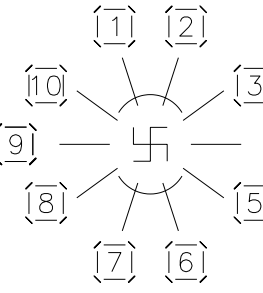

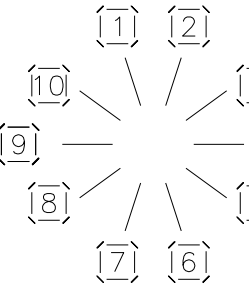
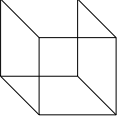
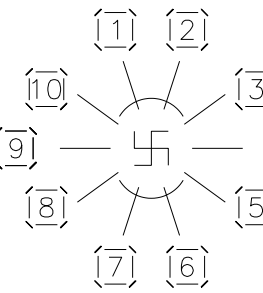
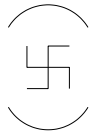
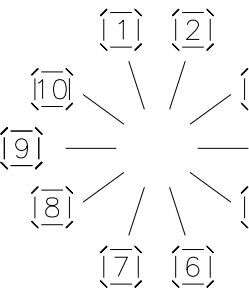
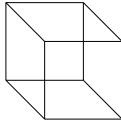
69	Chapters - 1 to 5			
	Chapters	Padas	Aksharas	
	1	3	7	
	2	3	7	
	3	3	7	
	4	3	7	
5	3	7		

70	<p>Chapter-1 Padas-3</p>  
----	---

- 11. Lord Krishna, incarnation of Lord Krishna, in Srimad Bhagwad Geeta, as Divine song sings as Samagan:
“Amongst vedas, I am Samved”
- 12. Organization of Samved Samhita leads us to: the following formats.

Samved figure

1	Sun		Seat of Brahm
		1 ○	6Dvya Ganga Flow
		2 	7 
	Sole Syllable	3 	3 
	Avyakto-Avyaktat	4 	1 
	5 		

2	<p>Framed domain</p> 	<p>Domain</p> 	<p>Frame</p> 	<p>Constituent of dimensional frame</p> 
3	<p>Framed domain</p> 	<p>Domain</p> 	<p>Frame</p> 	<p>Constituent of dimensional frame</p> 
4	<p>Framed domain</p> 	<p>Domain</p> 	<p>Frame</p> 	<p>Constituent of dimensional frame</p> 
5	<p>Framed domain</p> 	<p>Domain</p> 	<p>Frame</p> 	<p>Constituent of dimensional frame</p> 

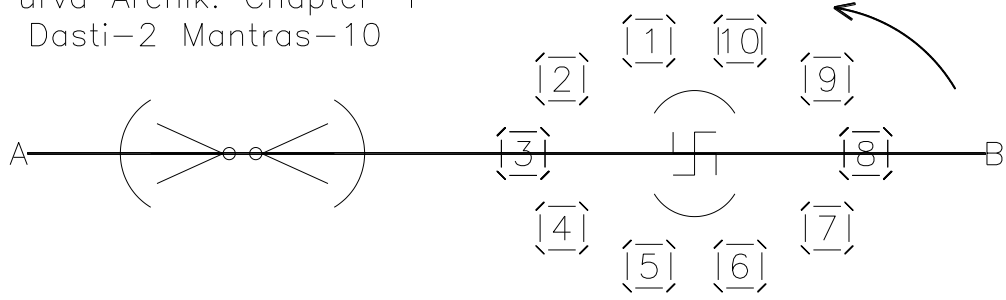
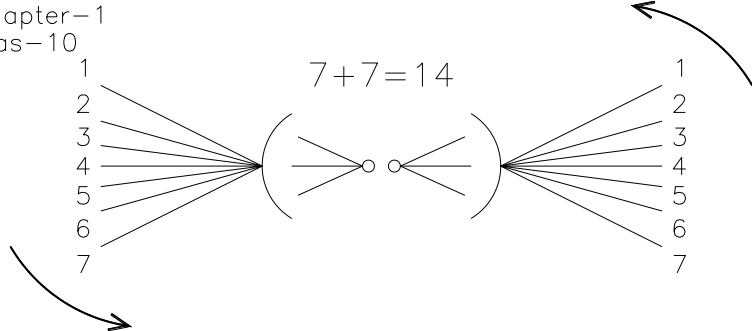
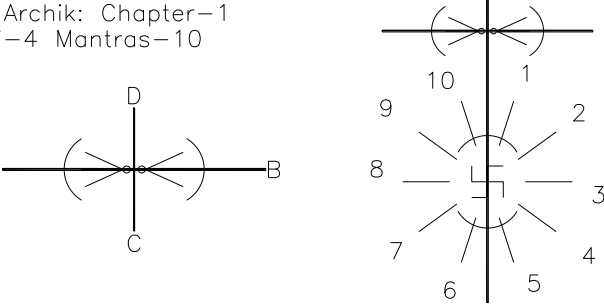
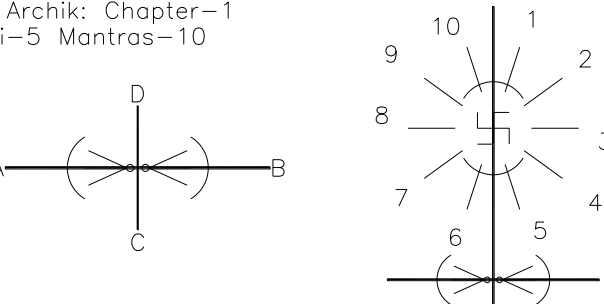
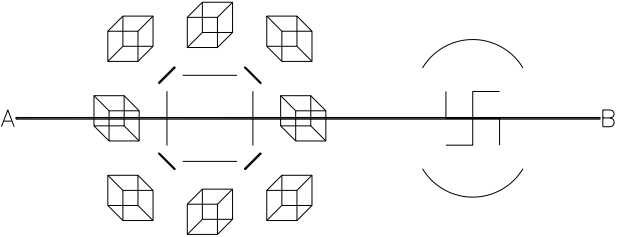
<p>6</p>				
<p>7</p>	<p>Purva Archik Dasties-64</p>			
<p>8</p>	<p>Purva Archik Dasties-64</p> <p>Mantras 64X10=640</p>			
<p>9</p>	<p>1 ●</p> <p>2 ☺</p> <p>3 ☺ ☺ $6 \times \frac{1}{2} = 9$</p> <p>4 ☺ ☺ $4 \times \frac{1}{2} = 6$</p>			
<p>10</p>				

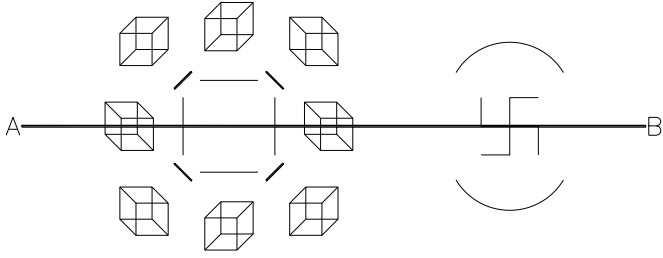

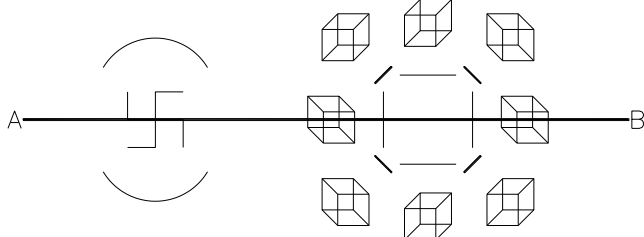
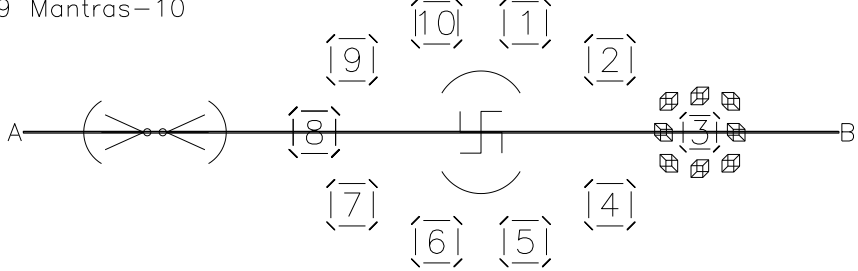
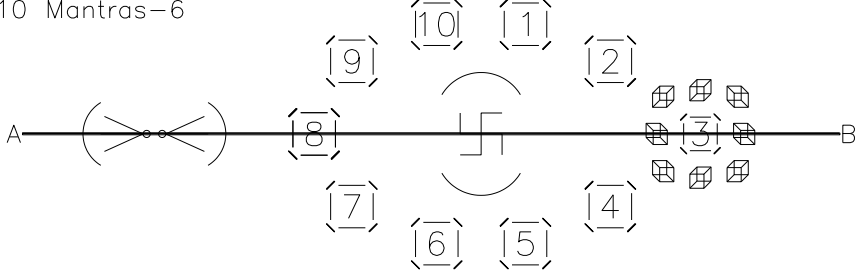
<p>11</p>			
<p>12</p>			
<p>13</p>	<p>Dimensional frame Constituent</p>		
<p>14</p>			

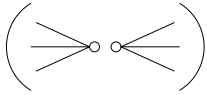
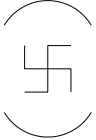
<p>15</p>		
<p>16</p>		
<p>17</p>	<p>Purva Archik Chapter-1 Mantras-114</p>	<p>Purva Archik Chapter-2 Mantras-118</p>

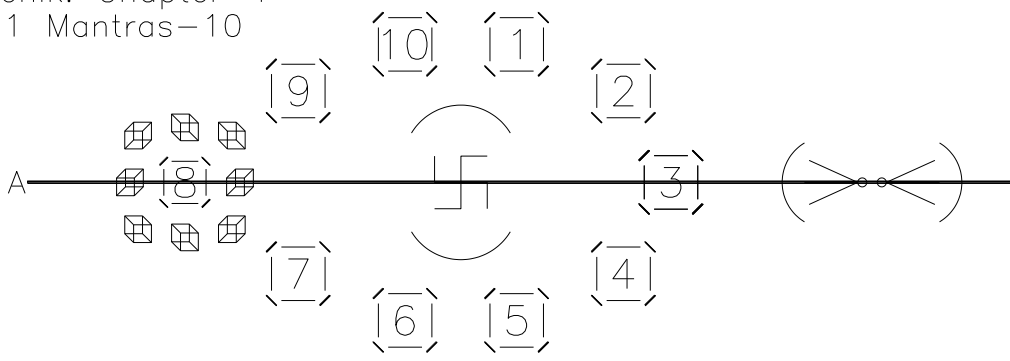
<p>18</p>	<p>Purva Archik Chapter-2 Mantras-118</p>	<p>Purva Archik Chapter-3 Mantras-119</p>	
<p>19</p>	<p>Purva Archik Chapter-3 Mantras-119</p>	<p>Purva Archik Chapter-4 Mantras-115</p>	
<p>20</p>	<p>Purva Archik Chapter-4 Mantras-115</p>	<p>Purva Archik Chapter-5 Mantras-119</p>	

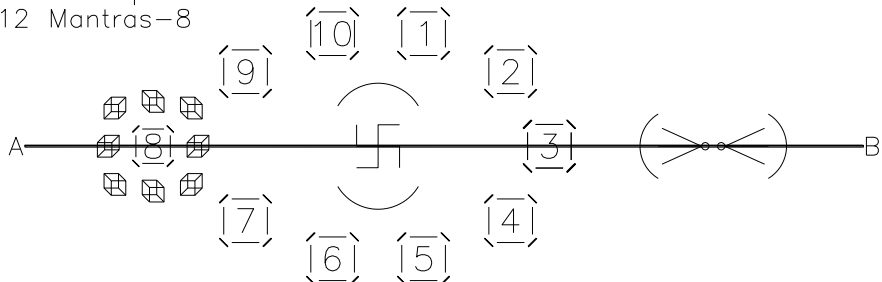
<p>21</p>	<p style="text-align: center;">Purva Archik Chapter-6 Mantras-55</p>	
<p>22</p>	<p style="text-align: center;">MAHAMNYA ARCHIK: A single chapter scripture</p>	
<p>23</p>	<p style="text-align: center;">Purva Archik: Chapter-1 Dasti-1 Mantras-10</p>	
<p>24</p>	<p style="text-align: center;">Sun (☉) 6</p> <p style="text-align: center;">1 •</p> <p style="text-align: center;">2 ☪</p> <p style="text-align: center;">Sole Syllable 3 ☽</p> <p style="text-align: center;">4 ☼</p> <p style="text-align: center;">Avyakto-Avyaktat (☸) 5</p>	

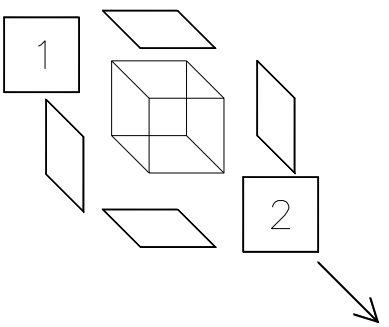
<p>25</p>	<p>Purva Archik: Chapter-1 Dasti-2 Mantras-10</p> 
<p>26</p>	<p>Purva Archik: Chapter-1 Dasti-3 Mantras-10</p> <p>1 2 3 4 5 6 7</p> <p>7+7=14</p> 
<p>27</p>	<p>Purva Archik: Chapter-1 Dasti-4 Mantras-10</p> 
<p>28</p>	<p>Purva Archik: Chapter-1 Dasti-5 Mantras-10</p> 
<p>29</p>	<p>Purva Archik: Chapter-1 Dasti-6 Mantras-8</p> 

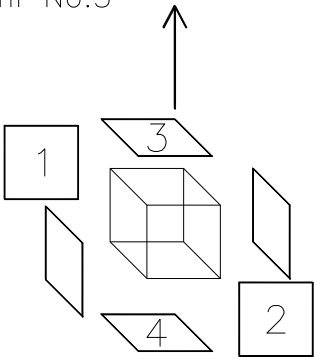
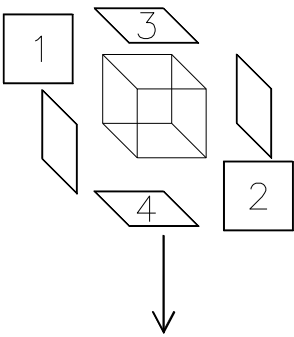
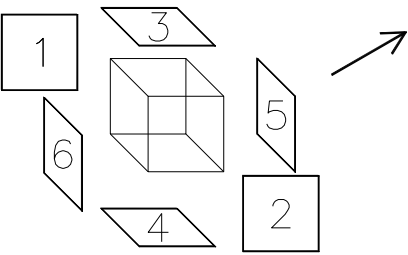
<p>30</p>	<p>Purva Archik: Chapter-1 Dasti-6 Mantras-8</p> 
<p>31</p>	<p>Purva Archik: Chapter-1 Dasti-7 Mantras-8</p> 
<p>32</p>	<p>Purva Archik: Chapter-1 Dasti-8 Mantras-8</p> 
<p>33</p>	<p>Purva Archik: Chapter-1 Dasti-9 Mantras-10</p> 
<p>34</p>	<p>Purva Archik: Chapter-1 Dasti-10 Mantras-6</p> 

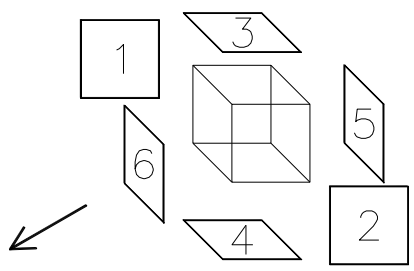
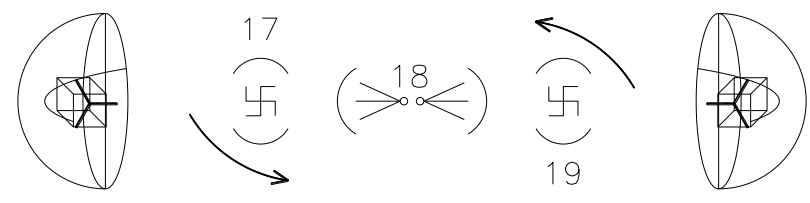
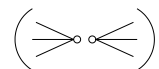





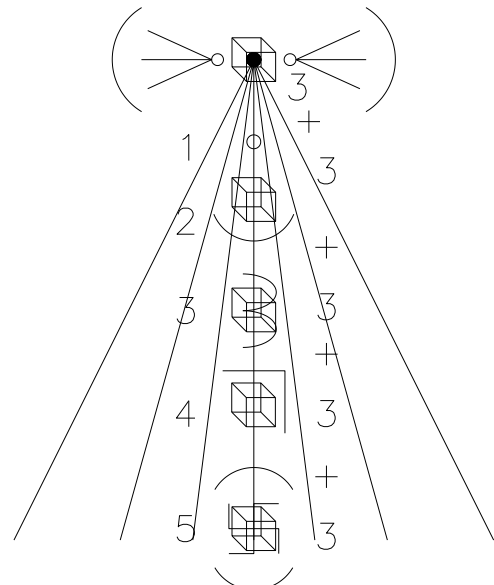
<p>35</p>			
	<p>Sun</p>	<p>Sole Syllable</p>	<p>Avyakto-Avyaktat</p>
	<p>First part</p>	<p>Second part</p>	<p>Third part</p>

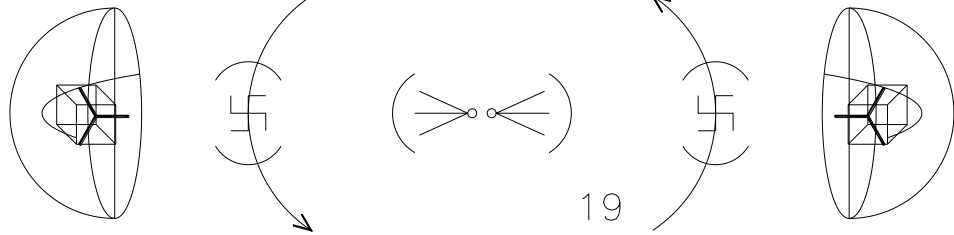
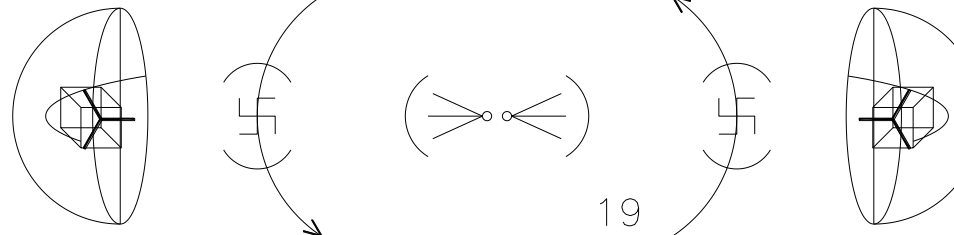
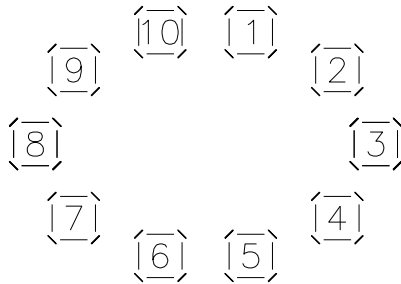
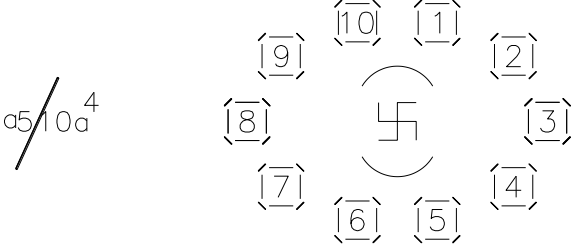
<p>36</p>	<p>Purva Archik: Chapter-1 Dasti-11 Mantras-10</p> 		
-----------	---	--	--

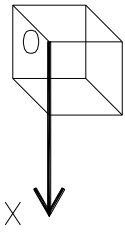
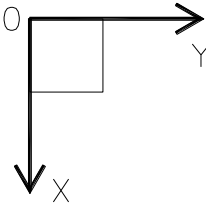
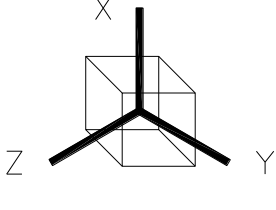
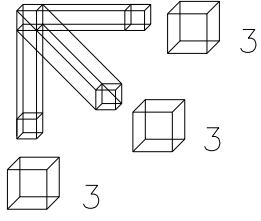
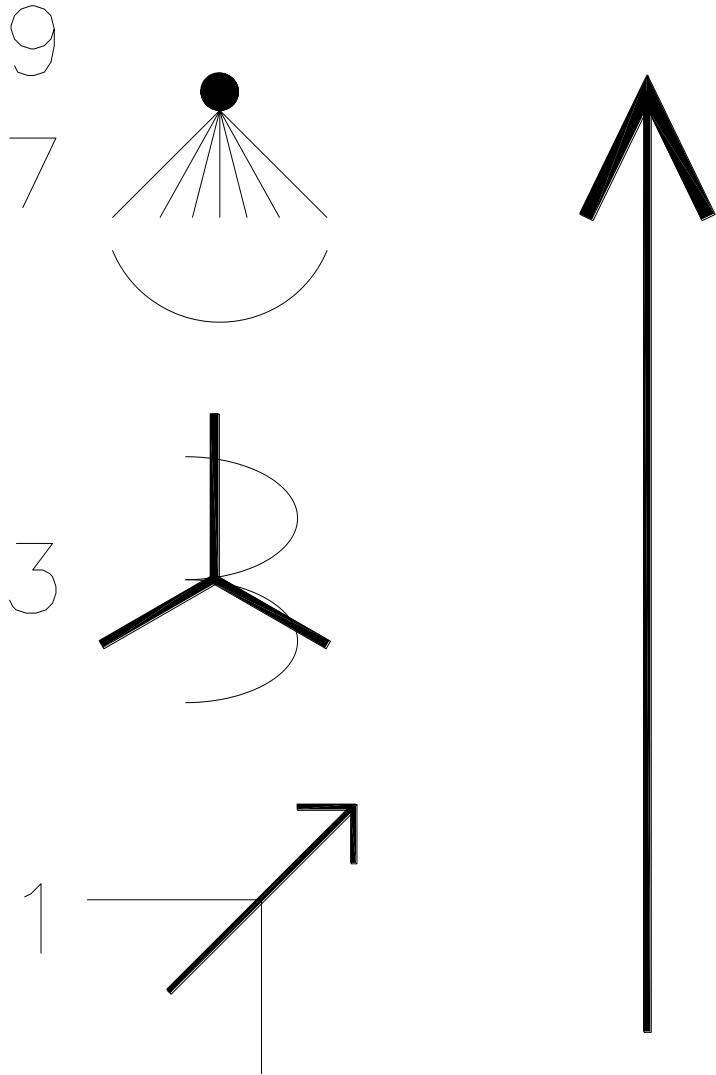
<p>37</p>	<p>Purva Archik: Chapter-1 Dasti-12 Mantras-8</p> 		
-----------	---	--	--

<p>38</p>	<p>Kukshi No.2</p> 	
-----------	--	--




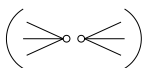
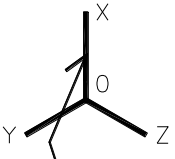
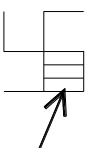
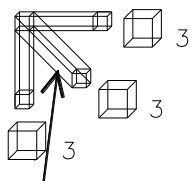
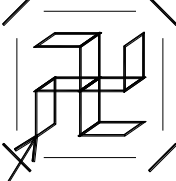
<p>39</p>	<p>Kukshi No.3</p>  <p>The diagram shows a central cube with four faces labeled with numbers: 1 (left face), 2 (right face), 3 (top face), and 4 (bottom face). There are also four separate trapezoidal shapes, one for each face, positioned around the cube. An upward-pointing arrow is located above the top face (3).</p>	
<p>40</p>	<p>Kukshi No.4</p>  <p>The diagram shows a central cube with four faces labeled with numbers: 1 (left face), 2 (right face), 3 (top face), and 4 (bottom face). There are also four separate trapezoidal shapes, one for each face, positioned around the cube. A downward-pointing arrow is located below the bottom face (4).</p>	
<p>41</p>	<p>Kukshi No.5</p>  <p>The diagram shows a central cube with six faces labeled with numbers: 1 (left face), 2 (right face), 3 (top face), 4 (bottom face), 5 (front face), and 6 (back face). There are also six separate trapezoidal shapes, one for each face, positioned around the cube. A rightward-pointing arrow is located to the right of the front face (5).</p>	

<p>42</p>	<p style="text-align: center;">Kukshi No.6</p> 													
<p>43</p>	<p style="text-align: center;">Northern hemi-sphere Sun Southern hemi-sphere</p> 													
<p>44</p>	<table border="1" style="width: 100%; text-align: center;"> <tr> <td data-bbox="279 985 550 1097">  </td> <td data-bbox="550 985 821 1097"></td> <td data-bbox="821 985 1093 1097">  </td> </tr> <tr> <td data-bbox="279 1097 550 1153">Sun</td> <td data-bbox="550 1097 821 1153">Sole Syllable</td> <td data-bbox="821 1097 1093 1153">Avyakto-Avyaktat</td> </tr> <tr> <td data-bbox="279 1153 550 1209">Purva Archik</td> <td data-bbox="550 1153 821 1209">Mahamnya Archik</td> <td data-bbox="821 1153 1093 1209">Ultra Archik</td> </tr> <tr> <td data-bbox="279 1209 550 1288">Chapters 6</td> <td data-bbox="550 1209 821 1288">Chapters 1</td> <td data-bbox="821 1209 1093 1288">Chapters 22</td> </tr> </table>				Sun	Sole Syllable	Avyakto-Avyaktat	Purva Archik	Mahamnya Archik	Ultra Archik	Chapters 6	Chapters 1	Chapters 22	
														
Sun	Sole Syllable	Avyakto-Avyaktat												
Purva Archik	Mahamnya Archik	Ultra Archik												
Chapters 6	Chapters 1	Chapters 22												
<p>45</p>														

46	<p>Northern hemi-sphere 17 Sun Southern hemi-sphere</p> 
47	<p>Northern hemi-sphere 17 Sun Southern hemi-sphere</p> 
48	<p>DASTI—A BLOCK OF TEN MANTRAS</p> 
49	<p>Fifth dimensional domain</p>  <p>$a_5/10a^4$</p>

50	<p>One Dimensional domain</p> 	<p>Two Dimensional domain</p> 	<p>Three Dimensional domain</p>  	
	1	1 x 1	1 x 1 x 1	$(1 \times 1 \times 1)(1 \times 1 \times 1)(1 \times 1 \times 1)$
51				

<p>52</p>					
<p>53</p>	<table border="1" style="width: 100%; border-collapse: collapse;"> <tr> <td style="width: 33%; vertical-align: top;"> <p>Domain 6</p> <p style="text-align: center;">Brahm</p> <p>Constituent 4</p> </td> <td style="width: 33%; vertical-align: top;"> <p style="text-align: center;">Brahm</p> <p style="text-align: center;">7 + 3 + 1 <hr style="width: 100%;"/>11</p> </td> <td style="width: 33%; vertical-align: top;"> </td> </tr> </table>	<p>Domain 6</p> <p style="text-align: center;">Brahm</p> <p>Constituent 4</p>	<p style="text-align: center;">Brahm</p> <p style="text-align: center;">7 + 3 + 1 <hr style="width: 100%;"/>11</p>		
<p>Domain 6</p> <p style="text-align: center;">Brahm</p> <p>Constituent 4</p>	<p style="text-align: center;">Brahm</p> <p style="text-align: center;">7 + 3 + 1 <hr style="width: 100%;"/>11</p>				
<p>54</p>	<table border="1" style="width: 100%; border-collapse: collapse;"> <tr> <td style="width: 33%; vertical-align: top;"> <p>Domain 6</p> <p style="text-align: center;">Brahm</p> <p>Constituent 4</p> </td> <td style="width: 33%; vertical-align: top;"> <p style="text-align: right;">7+3+1=11</p> </td> <td style="width: 33%; vertical-align: top;"> </td> </tr> </table>	<p>Domain 6</p> <p style="text-align: center;">Brahm</p> <p>Constituent 4</p>	<p style="text-align: right;">7+3+1=11</p>		
<p>Domain 6</p> <p style="text-align: center;">Brahm</p> <p>Constituent 4</p>	<p style="text-align: right;">7+3+1=11</p>				
<p>55</p>	<table border="1" style="width: 100%; border-collapse: collapse;"> <tr> <td style="width: 33%; vertical-align: top;"> <p style="text-align: center;">$a5/10a^4$</p> </td> <td style="width: 33%; vertical-align: top;"> </td> <td style="width: 33%; vertical-align: top;"> </td> </tr> </table>	<p style="text-align: center;">$a5/10a^4$</p>			
<p style="text-align: center;">$a5/10a^4$</p>					

56	Third	Fourth	Fifth	Sixth
				
				
Dimensional Line	Dimensional plane	Solid dimensional line	Solid dimensional plane	

*